

POE SURVEY SUMMARY

Naomi Rowley

Note: The Committee on the New Organist recently completed a survey of POE registrants who have attended Encounters during the past several years. The following article provides a summary of the results. Please note a survey of recent POE+ registrants is in progress. Results will be available at a later date.

Naomi Rowley, Director, Committee on the New Organist

Total Statistics

Total number of surveys sent: 602

Total number of surveys returned: 135

Statistics by Year

The chart below indicates the four years of POE grads who were surveyed and the number of responses from each year.

Year 2000—194 sent; 29 returned

Year 2001—100 sent; 14 returned

Year 2002—130 sent; 36 returned

Year 2003—178 sent; 56 returned

The higher return rate from the most recent years probably indicates these individuals are more easily reached through their original POE addresses. Those attending in earlier years probably have moved to new locations for college and employment. Mail may not necessarily be forwarded to them.

Summary of POE Attendance

It also is interesting to note that many surveyed had attended more than one POE throughout the years. The years of POE attendance spanned from 1998—2004. (Note the surveys were mailed in the fall of 2004, so it would have been possible for a questionnaire from an earlier year to indicate POE attendance in a later year.)

Year 2000—29 returned—Total number of POEs attended—43.

Year 2001—14 returned—Total number of POEs attended—19.

Year 2002—36 returned—Total number of POEs attended—68.

Year 2003—56 returned—Total number of POEs attended—93.

The 135 respondents had a total of 223 POE experiences.

Questions and Responses Tabulated by Year

1. Have you studied organ since attending a POE?

2000—76% yes; 2001—79% yes; 2002—83% yes; 2003—79% yes.

2. Was POE the first time you played an organ or had an organ lesson?

2000—34% yes; 2001—7% yes; 2002—27% yes; 2003—32% yes.

3. Current level in school.

2000—79% in college or graduate school or seminary; remainder in high school, home-schooled, arts academy.

2001—57% in college; remainder home-schooled, high school, Interlochen.

2002—61% in college; remainder in high school, home-schooled, parochial school, academy.

2003—57% in high school; remainder in college, grade school, prep school, school of the arts, academy, home-schooled.

4. What is or was your major in college?

2000—of those responding, 66% were either music majors or minors; 27% organ or sacred music.

2001—of those responding, 88% were music majors or minors; 50% organ or church music.

2002—of those responding, 50% were music majors or minors; 25% organ or parish music.

2003—of those responding, 27% were music majors or minors; 13% organ or church music.

5. What is your current occupation? (For some this may be a student job or part-time work given that many are still in some form of school)

2000—of those responding 45% were involved in music; six individuals were organists, one was a substitute organist, two were church organists/choirmasters.

2001—of those responding 29% were involved in music; three were church organists and one a director of music.

2002—of those responding 27% were involved in music; four were organists, two were substitute organists, one was a liturgical musician/organist, one was a key holder for an organ tuner.

2003—of those responding 26% were in music; one was an organ tuner, two were part-time organists, five were church organists, one was a sub-organist, one was a choirmaster/organist.

6. How has POE influenced your choice of school, major, or further musical study?

Scale or response: 5 (very much), 4, 3, 2, 1, 0 (not at all)

2000—5—14%; 4—24%; 3—31% (minimal responses in other categories)

2001—5—14%; 4—29%, 3—14%; 2—29%; (minimal responses other categories)

2002—5—13%; 4—16%; 3—33%; 2—19% (minimal responses other categories)

2003—5—23%; 4—27%; 3—19% (minimal responses other categories)

7. Have you ever played for a church service, wedding, or funeral?

2000—90% yes; 2001—93% yes; 2002—86% yes; 2003—88% yes

8. Are you regularly employed as an organist? (The response figures are a little different than in the current occupation question. Perhaps some may not have listed organ if they had another full-time position.)

2000—45% yes; 2001—43% yes; 2002—25% yes; 2003—27% yes

9. Do you direct choirs?

2000—17% yes; 2001—21% yes; 2002—16% yes; 2003—13% yes

10. Are you ever engaged as a substitute organist?

2000—76% yes; 2001—50% yes; 2002—64% yes; 2003—54% yes

11. Do you sing in a choir?

2000—48% yes; 2001—64% yes; 2002—69% yes; 2003—61% yes

12. Do you play in an instrumental ensemble?

2000—66% yes; 2001—43% yes; 2002—39% yes; 2003—59% yes

13. Do you ever attend organ recitals?

2000—79% yes; 2001—64% yes; 2002—86% yes; 2003—96% yes

14. How important is organ and choral music in your range of musical interests?

5 (very much) 4, 3, 2, 1, 0 (not at all)

2000—5—44% (smaller representations in 4, 3, and a few in 1)

2001—5—64% (smaller representations in 4, 3, 2)

2002—5—61%; 4—25% (smaller representation in 3, 2, 1, 0)

2003—5—48%; 4—26%; 3—23% (small representation in 2)

15. Are you an AGO member?

2000—52% yes; 2001—64% yes; 2002—78% yes; 2003—79% yes

16. Have you ever attended a local AGO chapter meeting?

2000—41% yes; 2001—36% yes; 2002—42% yes; 2003—34% yes

17. Have you ever attended an AGO convention?

2000—21% yes; 2001—29% yes; 2002—19% yes; 2003—13% yes

18. Have you recommended POE to another young musician?

2000—72% yes; 2001—57% yes; 2002—69% yes; 2003—61% yes

19. Do you have regular contact with any teachers or students from the POE(s) you attended?

2000—45% yes; 2001—50% yes; 2002—56% yes; 2003—59% yes

20. How important does AGO seem to you as an organization with respect to the promotion of our organ and choral music heritage?

5 (very important) 4, 3, 2, 1, 0 (not important)

2000—5—41%; 4—34% (smaller representations in 3 and 2)

2001—5—64% (smaller representations in 4 and 3, and a very little in 1)

2002—5—64% (smaller representation in 4 and 3, and a very little in 1)

2003—5—52%; 4—26% (smaller representation in 3 and 2; very little in 1 and 0)

21. Circle the primary reasons a teenager chooses to attend a POE.

(1) Location of POE: 2000—66%; 2001—64%; 2002—67%; 2003—71%

(2) Organs available to play: 2000—45%; 2001—50%; 2002—50%; 2003—59%

(3) Opportunities for private lessons: 2000—55%; 2001—50%; 2002—47%; 2003—38%

(4) Date of POE: 2000—31%; 2001—21%; 2002—25%; 2003—27%

(5) Teachers at POE: 2000—28%; 2001—43%; 2002—47%; 2003—43%


(6) Programming for POE: 2000—17%; 2001—none; 2002—22%; 2003—29%

(7) Cost of POE: 2000—21%; 2001—14%; 2002—19%; 2003—25%


(8) Opportunity to meet others with similar interests: 2000—72%; 2001—57%; 2002—75%; 2003—80%



Phyllis Stringham CONCERT MANAGEMENT



Delbert Disselhorst



Charles Boyd Tompkins




David Heller



Wilma Jensen



Lynne Davis



Shelly Moorman-Stahlman



Pamela Decker

1101 Belmont Drive, Waukesha, Wisconsin 53186

Phone/Fax: (262) 542-7197 • E-mail: pstringh@cc.edu • www.stringhamorganists.com